

Beauty Series for the Ladies: Madrid's Best Nail Salons

Getting ready for a dinner party or just need a relaxing moment to yourself? In that case, nothing's better than a **wonderful manicure and pedicure...**

In Madrid, you can have a mani-pedi in practically all hair salons and beauty centers. However, many of these places are often not the best, as they are either too fast or don't use the appropriate tools, plus hygiene can be really questionable. At **Naked**, we bring you **our list of great places for manicures and pedicures.**

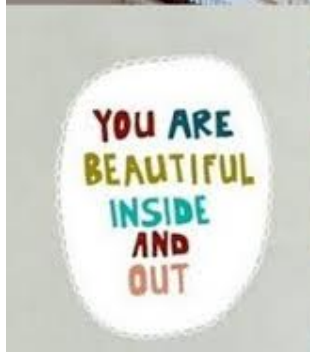
Apart from offering an enjoyable experience and stylish setting, these are my requirements for **mani-pedis**: cleanliness, value, quality products and professionalism. The first three places on this list are nail institutions here in Madrid—they throw nail parties and events, great for hen/bachelorette parties. **Happy mani-pedis girls!!**

(all photos from each salon's Facebook)

1. [Mi Calle de Nueva York](#)



MCNY
MI CALLE DE NUEVA YORK





My experience at **Mi Calle de Nueva York** has been **wonderful**. It reminds me of a loft in Soho. The brands they work with are the best on the market and the quality of their treatments is fabulous. It's a real luxury for your hands and feet.

Not to mention they also do **waxing, threading, and have just introduced a new "Eyebrow Shaping" service**. If you, like me, have no idea what that means, it's getting your eyebrows professionally done – waxed and tweezed and all – according to the shape of your face. They literally take out a ruler and start measuring.

- Manicura Express: 16€
- Manicura Normal: 28€
- Pedicura Express: 18€
- Pedicura Normal: 39€

[Web](#)

Where: Calle Barquillo 39

Hours: Tues-Fri, 12-21h. Sat-Sun: 12-20h. Closed on Mondays &

holidays.

Metro: Chueca

2. My Little Momó





MLM is located in the Salamanca district. Among the many things we love about this place is its **Parisian style**. If you wish to have a fabulous manicure or pedicure in an **elegant and sophisticated** place, this is your best choice.

- Basic Manicure: 18€ (20 mins)
- Price Brazilian Manicure: 28€ (30 mins)
- Express Pedicure: 20€ (20 mins)
- Brazilian Pedicure: 38€ (45 mins)

To see the rest of their treatments, visit their web.

[Web](#)

Where: c/ Villanueva, 21

Phone: 34 914 354 378

Email: info@mylittlemomo.es

Hours: Monday-Friday, 10:00-20:00. Saturdays, 9:00-19:00

Metro: Retiro

[3. Nails Secret](#)



If there's a place in Madrid that really **reminds me of NYC**, its **Nails Secret**. Once you enter, it's as if you were transported to a scene from **Sex & the City**. It's safe to say that Nails Secret meets our main requirements for a manicure.

- Express Manicure: 14€
- Manicure Basic: 19€
- Full Manicure: 29€
- Express Pedicure: 24€
- Complete Pedicure: 45€

Check out their web for for other services.

[Web](#)

Where: 2 locations: 1. Calle de García de Paredes, 78 & 2. Calle Hernani 68 (semiesq.c/0rense)

Phone: 1. 917 02 40 38 & 2. 91 533 67 43

Metro: 1. Gregorio Marañón & 2. Cuatro Caminos



4. Opium

In the Salamanca district, this place works with quality brands and has fantastic prices.

- Manicura express: 15€
- Manicura completa: 20€
- Pedicura express 30€
- Pedicura completa: 40€

Facebook

Where: Donde Duque de Sesto, 50

Hours: Monday to Friday de 11:00 a 20:00 / Saturday de 11:00 a 14:00

Metros: Goya & O'Donnell

5. Handmade Beauty



What a wonderful place!!! I only have great things to say about Handmade Beauty, which can be found in two locations, both in great neighborhoods when it comes to fashion and style—Salamanca & Chueca.

▪ **MANICURE**

- Re-polish (15 mins): 11€
- Slow & Go (25 mins): 15€
- Manicura a la carta (45 mins): 28€

▪ **PEDICURE**

- Re-polish (15 mins): 11€
- Slow & Go (35 mins): 18€
- Pedicura a la carta (45 mins): 38€

[Web](#)

Where: 2 locations: 1. c/Lagasca, 58 & 2. c/ Conde de Xiquena, 17

Phone: 1. 91 435 94 18 & 2. 91 319 66 10

Hours: Mon-Fri, 10:30-20:30h. Sat, 11-18:30h

Metro: 1. Serrano and Velázquez & 2. Chueca

6. Beautyque Nail Bar



Fantastic mani-pedis! Located in Chueca, Madrid's trendiest area, this nail salon is very bohemian and the perfect place for a stylish manicure.

- Oferta Manicura & Pedicura: 45€
- Manicura Express 12€
- Pedicura Express: 16€
- Manicura Tradicional: 19€
- Pedicura Tradicional: 28€

Web

Where: c/ Pelayo 76

Phone: 910 816 655

Metro: Chueca & Alonso Martínez

7. Ghetto Nailz



For the **non-traditional** ones who are **not afraid of experimenting** with their nails. If you are looking for a specific nail design, this is your place.

- Basic Manicure + color: 15€
- Basic Manicure + Nailart: 30€
- Basic Manicure + semi-permanent polish: 30€

[Web](#)

Where: Calle Barco 45

Phone: 630161187 & 666100880

Metro: Tribunal, Chueca or Gran Vía

[Check out Round 2 of our recommendations for great mani-pedis in Madrid!](#)

Know of any more? Let us know!

Electric City Bikes in Madrid, a city that's turning bike-friendly

Madrid's public bike stations had been lonely for weeks, but yesterday morning we woke up to see the much-awaited electric bikes finally parked in their slots! So here's a look at all you need to know about getting tickets, finding stations and participating in Madrid's rising bike scene.

Although far from being comparable to Amsterdam, Madrid is in the midst of a fast transition towards becoming biker-friendly. In recent years, bike lanes have appeared on main streets such as **calle Alcalá** and **calle Mayor**. Community biking groups and blogs such as [En Bici Por Madrid](#), [Ecomovilidad](#) and [Ciclosfera](#) encourage city biking culture in Madrid by providing info on the best cycling routes, workshops and how to lock up your bike properly. [Bici Crítica](#) organizes a free meet-up on the last Thursday of every month at 8pm, when cyclists gather at **Plaza de Cibeles** for a pleasant ride around the city. Now the new **electric city bikes** should be another fun way to explore, get through traffic, and tackle those relentless hills!



What's BiciMAD?

BiciMAD is an initiative launched by Madrid's *Ayuntamiento* (City Hall) to provide affordable, public rental of electric-powered bikes, allowing city-dwellers to move around Madrid on **eco-friendly wheels 24/7**. Electric-powered means there's a small engine that helps you pedal, especially when starting off or going up hills. The engine automatically shuts off when you reach a speed of 16km/hr. The first phase of the initiative consists of 1,580 bikes and 123 stations, in the following neighborhoods: Center, Retiro, Salamanca, Arganzuela and Moncloa.

Important links:

- BiciMAD's [web](#) and [facebook](#)
- [Madrid city's official info on BiciMAD](#)
- [Google map of all the electric bike stations](#)
- Interactive [map of Madrid for bikers](#), including calmest streets and bike paths

How does it work?

All transactions—registration, payment, getting and charging your card, bike pick-up & drop-off, and reporting of problems—can be carried out at each **bike station**, where you

will find a machine (**tótem**) with instructions in English and Spanish. What's more, you'll be able to check availability and routes on your mobile device: IOS, Android and Windows P, and download a handy **app**.

How much does it cost?

Price depends on if you buy an annual pass (**abonado**) or not (**no abonado**).



For **abonados**, you will have to pay **25€/year** and only **15€/year** if you already have the monthly **abono transporte** (public train and bus pass), plus an additional cost per ride of 0,50€-0,60€ (see all rates above). For **no abonados**, also called *usuarios ocasionales*, rides up to an hour cost **2€-4€**.

All rates include insurance. Sanctions are established for abuse or misuse.

How do you sign up & get your card?

Whether you're an **annual user** or an **occasional user**, you still need to sign up. Here are the steps:

1. Sign up to get your code:

- [Online](#)
- At any station's totem
- By phoning 010
- In person at Línea Madrid offices

2. With the code, pick up your card (**tarjeta**) and charge it at the station

*As an annual user (*abono anual*), you're automatically part of the public bicycle club of Madrid ([Club de la Bicicleta Pública de Madrid](#)), a virtual forum for other biking fans to find out about events, workshops and exchange info.

How do you use it?

- Once you're signed up and put money on your card at the station, you're ready to start riding.
- To pick up the bike, there should be a Green light indicating that the bike is available. Swipe/hold your card close to the light until you hear a beep. Then gently remove the bike from its slot.
- To drop off the bike, there should be a red light at the slot meaning it's empty. Push the bike in until the light turns green, hear a beep and voilà! Just make sure that the bike is stationed well by pulling at it slightly.
- If it's blue, that means that the spot has been reserved by another user.
- If there's no light, it means that it's disconnected and you can't use it.

What happens if you return a bike and the station is full?

- Check in so you don't get penalized, and then you will be given 10 more minutes to go to the next station.

**We'll be updating this post as the new initiative sets in... stay tuned!*

And if you're looking to take these city bikes out for a spin, check out: [4 Best City Biking Routes in Madrid](#)

Cercedilla





What to see:

When I think of *Cercedilla*, the first thing that pops into my head is nature. An hour from Madrid, this mountainous town is an incredible place for hiking, adventure activities and typical, no-frills kind of food.

In the summer, there's also an amazing natural swimming pool, meaning a manmade pool filled with natural running water from the mountain's streams and rivers, so you can take a refreshing dip while enjoying the beautiful surroundings.

If you'd like to go to Cercedilla but the idea of hiking scares you, there's a train that travels around the Guadarrama mountains. The train is called "*Tren de la naturaleza*" and runs every Thursday and Friday from the beginning of July to the end of September.

How to get there:

- By Train (Cercanías)

Depart from: Chamartín train station

Schedule:

Departure ([Madrid – Cercedilla \(Cercanías\)](#))

Return ([Cercedilla – Madrid \(Cercanías\)](#))

Duration: approx. 1 hour

Price: 4€ (round trip approx. 8€).

- By bus

Depart from: Moncloa. 684 bus

Schedule:

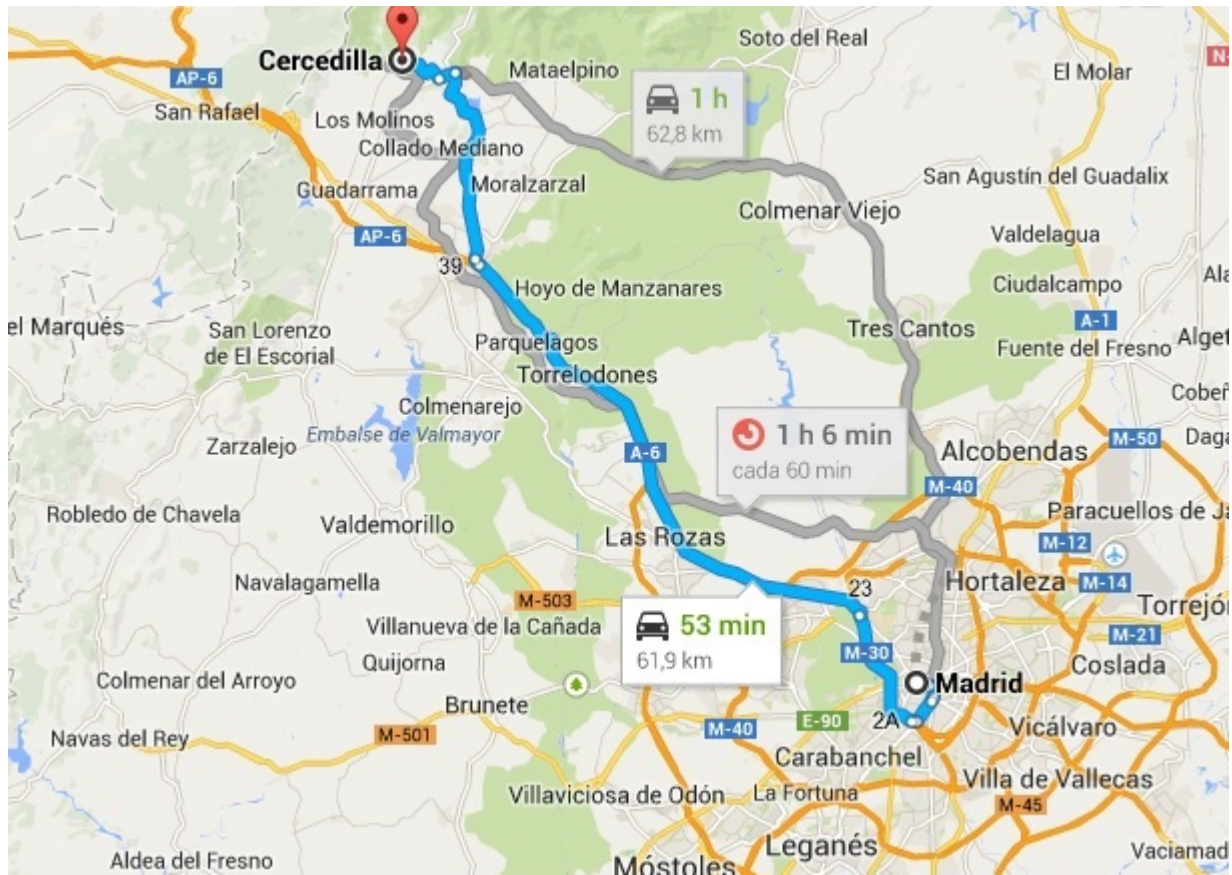
Departure ([Madrid – Cercedilla \(Bus\)](#))

Return ([Cercedilla – Madrid \(Bus\)](#))

Duration: approx. 1 hour 10 min

Price: 5,10€ (round trip 10,20€)

Where to find it on a map:



Rascafría



What to see:

There is a proverb in Spanish that goes: “*quien algo quiere, algo le cuesta.*” It’s the Spanish way of saying: “no pain, no gain.” I say this because, if you don’t have a car, Rascafría is far from the city and inconvenient. However, if you have wheels, don’t miss the opportunity to drive along the **northern mountains of Madrid and get away from the city**. Once you get there, you won’t regret it.

In this northern town, there are plenty of adventure activities to do. Although hiking and biking are the most popular, you can also jump into one of Madrid’s natural ponds. After that, enjoy the rest of the day at one of the pool-side *terrazas* or at a café in the quaint town.

How to get there:

- By Car ([How to get there](#))
- By bus

Depart from: Plaza Castilla. 194 bus
Schedule:

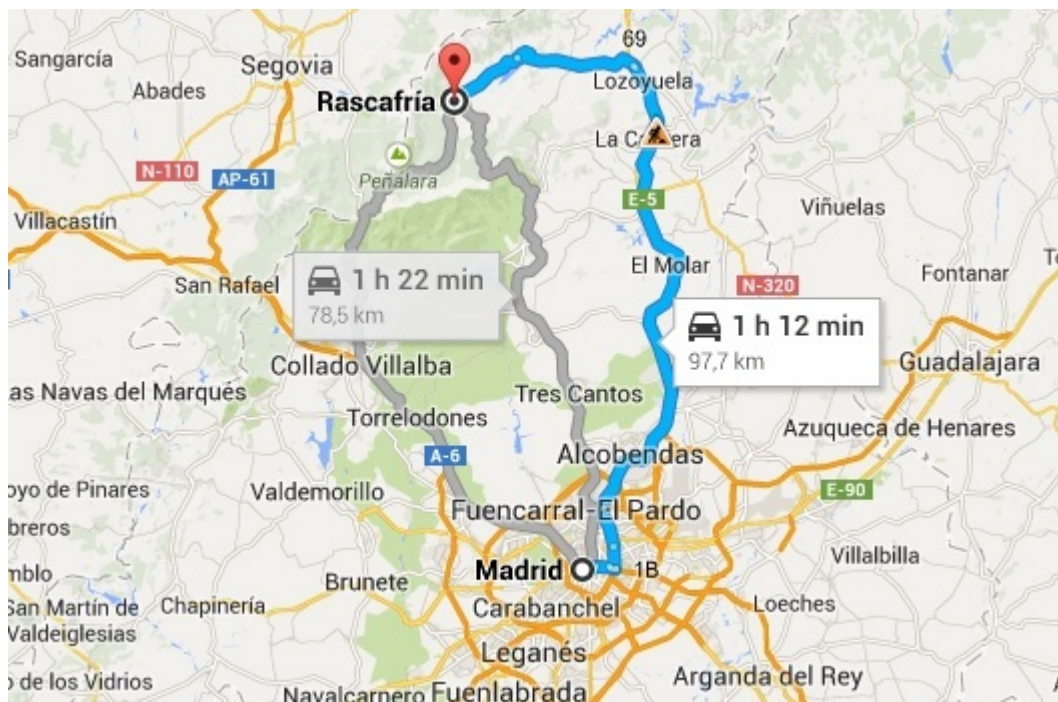
Departure ([Madrid – Rascafria \(Bus\)](#))

Return ([Rascafria – Madrid \(Bus\)](#))

Duration: approx. 2 hour

Price: 5,10€ (round trip 10,20€)

Where to find it on a map:



Best Natural Swimming Pools

in Madrid (my top three)

Sometimes in life, you find yourself taking sides on what really matters: dogs or cats? living in the city or in a town? Here comes a difficult one: pizza or burger? From now on, you won't have to struggle on the next question in Madrid: **day trip to the ocean or hiking in the mountains?** Cause the answer is **piscina natural!!**

Las piscinas naturales, or **natural swimming pools/ponds**, are a pleasant alternative to the more common ones in the city (take a look at our previous post, [my top 4 city swimming pools in Madrid](#)). As far as I know, this kind of pool is **chemical free** and uses the water that flows from a river to fill the **pool**. Here in Madrid, we are lucky enough to live relatively close to a few of them. Since **summer** has now come and it's going to stick around for a while, go give yourself a break and enjoy life in the *"Sierra de Madrid"*.

Here are my top three!

(note—they're all open now but I highly recommend calling beforehand to confirm their hours, sometimes they change without warning)

1. Piscinas naturales de Cercedilla (Las Dehesas)



Cercedilla by Marcelo Concina



Cercedilla by ABC

What you need to know:

Cercedilla's pool is my favorite because it's the closest to the city and the easiest one to get to. Before going, you should know that there is a "small" 30-60min walk from **Cercedilla's train station** to the pool. Although you can get a bus that makes it shorter, I'd recommend walking and enjoying the **landscape**. Also, that way you'll really feel you deserve the swim.

Telephone: 91 852 57 40 / 91 852 22 00 (Tourism office)

Schedule: 10am to 8pm (Season 2014: They are open since June 13th!!)

How to get there:

- Quick link to [how to get to Cercedilla](#)
- [Bus from Cercanias train station to the pools](#)

How much is it?

- **Working days:** 5,50€
- **Weekends:** 6,50€
- **Others:** Children and elderly 3,50€ / They also have group prices.

**Note: If it's the first time you go there, ask somebody to tell you in which direction you have to walk.*

2. Piscinas naturales Buitrago de Lozoya

(Riosequillo)



Buitrago de Lozoya by Kripsol



Buítrago de Lozoya by Canalgestión

What you need to know:

My perfect day trip would be visiting **Buítrago de Lozoya** town in the morning, follow by spending the afternoon at the pool while enjoying the view. Buítrago's pool is a bit farther than the one in Cercedilla, and the public transportation is not as convenient. However, the town and the pool deserve a try.

Telephone: 91 293 20 47 (Info) / 91 868 00 56 (City hall) / 91 545 10 00 (Canal de Isabel II)

Schedule: 10am to 8pm (Season 2014: They are open since June 21st!!)

- **Working days(From Tuesday to Friday):** 11.30 am to 8.30pm
- **Weekends and holidays:** 11am to 9pm

- **Note: Mondays are closed. Better to go on a weekday.*

How to get there:

- Quick link to [how to get to Buitrago](#)
- **Note. Ask the bus driver where to get off, it's not the last stop and you don't want to get lost!*

How much is it?

- **Working days:** 2,50€
 - **Weekends:** 3€
 - **Others:** Children and elderly 1,50€
-

3. Piscinas naturales Rascafría (Las Presillas)



Rascafría by rascafría.eu



rascafria by javidemadrid.tumblr.com

What you need to know:

Last but not least, *Las Presillas* pool in Rascafria is the farthest pond from Madrid and the less convenient to go by public transportation. Although the entrance is free and looks like the most natural and authentic. Plus, the bar area is great!

Telephone: 91 869 18 04 (Las Presillas) / 91 869 11 71 (Rascafria City hall)

Schedule: 9am to 9pm

How to get there:

- Quick link [to how to get to Rascafría](#)

How much is it?

- The entrance is free!!
- Parking is 5€ a day.

Madrid's Best Public Bathrooms When You Gotta Go

'Where do you go to the bathroom in Madrid?' is one of those important questions that's not often talked about. Of course you can go into any bar you wish, but we're focusing on those easy and clean bathrooms, where **you don't have to ask for permission** to enter and you know **there will always be toilet paper**.

While this list of **Madrid's best public bathrooms** should be useful for tourists, it will be particularly handy for **Madrid's language teaching community** who are out all day travelling to their students' private houses and it's just plain awkward to ask if you can use their toilet.

So here's a list of Madrid's best public toilets!!

1. [El Corte Inglés](#)



Madrid's major department store, **El Corte Inglés**, is a true godsend when you're out in the city and nature calls. I can't think of any neighbourhood in Madrid that doesn't have a Corte Inglés, especially in the center. So just look for those green letters and know you're in good hands!

2. **Markets and city shopping malls**



Most neighbourhoods have **indoor markets** and **shopping malls** such as **ABC Serrano** in **Salamanca** and **Mercado de Fuencarral** in **Malasaña**, the latter being the favorite of my friend, Sarah, who actually gave me the idea for this article. She said their bathrooms are perfect for English teachers who are constantly on the move. I used to frequent **Moda Shopping** near **Santiago Bernabeu** along the **Castellana**. Here's a link to all **7 Madrid shopping malls** so hopefully you will find one near your classes!

3. **Museums and Cultural Centers**



pristine toilets at Espacio Telefónica on each floor of this free cultural center on calle Fuencarral, right off the Gran Vía

Madrid is full of **museums** and **cultural centres** which have large and clean public bathrooms conveniently located in their entrances and cafés. **Fundación Telefónica** on calle Fuencarral, right off the Gran Vía, has pristine bathrooms and free entrance. Just walk in, take the elevator to any floor and find the restrooms to your right. The **Reina Sofia** museum on calle Atocha has a beautiful café with entrance on street level, where you will also find the bathrooms. Here are some other similar places, **Conde Duque, Caixa Forum, El Matadero, Palacio de Cibeles**, just to name a few.



The Reina Sofia Museum's café on calle Atocha. Great public bathroom.

4. [FNAC](#)

Madrid's huge technology store near Callao and Sol has a newly renovated bathroom on the fifth floor. It's so clean, so easy and so convenient. They have a nice café too, by the way.

5. [Casa del Libro](#)



Can't go wrong with a bookstore! **Casa del Libro** has plenty of locations around Madrid as well and people don't usually think to go here, so I've hardly ever seen a queue. I used to go to one near **Goya**, but there is also one right on the **Gran Vía** (restrooms on the second floor).

6. **McDonald's**

I personally steer clear of McDonalds' bathrooms, most likely because I immediately think of the one that's on calle Montera (yikes!). But my husband, James, says there's a nice one near metro **Begoña**, right below the **4 towers in Plaza de Castilla**.

Fellow Madrid language teachers and wanderers, do you know of any other good bathrooms in Madrid?

7. Hotels

As in any other big city, you can always pop into a hotel too.

Buitrago de Lozoya



Buitrago_del_Lozoya by wikipedia



Buitrago de Lozoya by Lugaresconhistoria

What to see:

After living in **Madrid** for a while, you learn how to survive the summer heat ([pools help a lot](#)) and **Buitrago de Lozoya** has become an integral part of my method to avoiding the high temperatures. An hour and a half away from the city, you will find this beautiful city surrounded by a **wall** that was built during the **IX and XI centuries**. Here, enjoy the breeze from the **Lozoya River** and the views of the **Somosierra** mountains. Find your spot in the plaza while drinking a beer and looking up at **Buitrago de Lozoya's Castle**.

A little secret of the town will be revealed soon... so keep an eye on the blog!

How to get there:

- By Car ([How to get there by Car](#))

Duration: 1 hour (80km)

- By bus

Depart from: Plaza Castilla

Schedule:

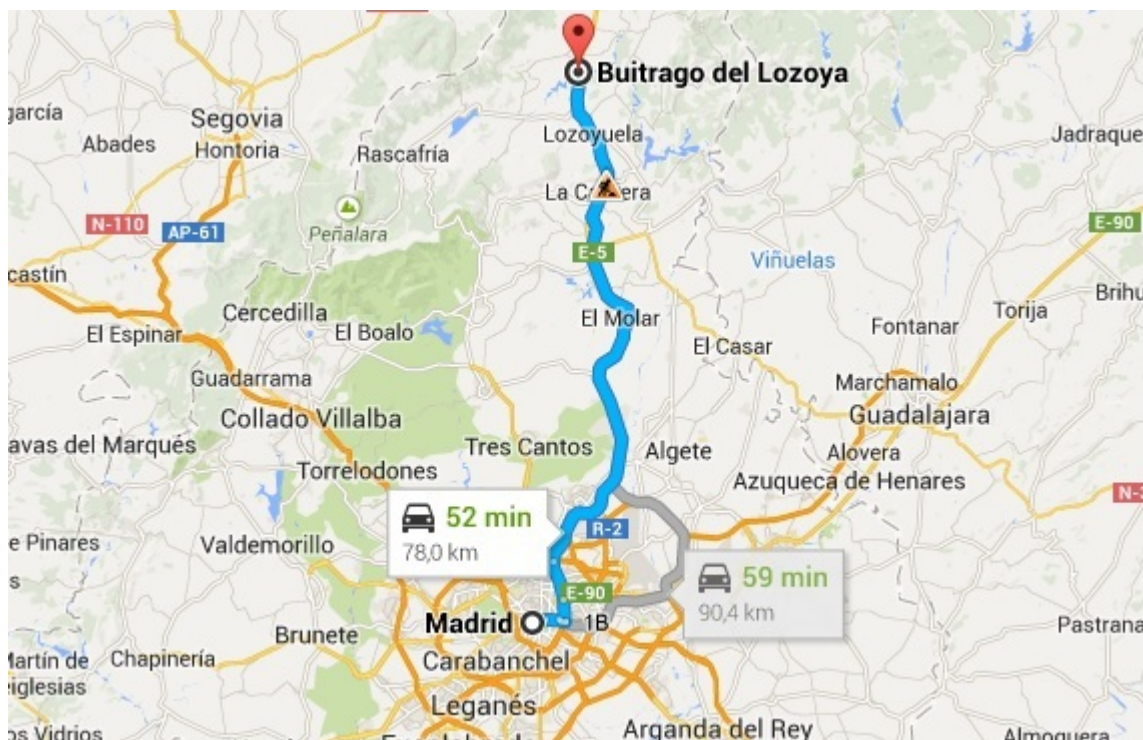
Departure ([Madrid – Buitrago de Lozoya \(Bus\)](#))

Return ([Buitrago de Lozoya – Madrid \(Bus\)](#))

Duration: approx. 1 hour 40 min

Price: 5,10€ (round trip 10,20€)

Where to find it on a map:



Chocolates are nice (but this first date is better) Part 2



So you don't like Da Vinci or Michelangelo and don't see what the fuss is about with graffiti artists like Banksy. I love that shit but not every girl is interested in it either. Again we want to take our date to **3 different places**, it keeps momentum flowing and builds new experiences between you two in a short time. This will not turn all pumpkin dates into shining diamond-studded carriages of awesomeness but it is harder to get bored when you are going to new places.

For **part 2** we will be exploring the **scenic route of Madrid**. Madrileños are crazy about their terrazas, so we will explore the skies and sights of this beautiful capital. The great thing about this is that you let the views do the talking rather than you. Any anecdote about the buildings you see always helps. One is that **Palacio de Cibeles** with its fountain of the Greek goddess Cybele is the unofficial party spot of Real Madrid. Any cup win will see thousands of supporters descend onto the roundabout. As with all routes you will be able to walk from one to the other. This route is one for the summer, which in Madrid you have plenty of. The views however do have their price and you pay something like a terraza tax.

It is a price gladly paid.

Act One: Retiro park



Palacio de Cristal

It is an easy pick but a great place to start with because you get away from the noise and hectic life of the city. You invite your date for an aperitivo to the café (on paseo Venezuela) next to the pond in the centre of the park. However you shouldn't linger too long with the drinks. After the first copa you should take your date to **Palacio de Cristal** in Retiro or show them the now abandoned zoo that used to be in Retiro. For both do a little research and make sure how to get there because you can get easily lost. My personal favourite is the rose garden located towards the side of Av. De Menendez Pelayo. It is incredibly impressive when you walk along and are met by a resident peacock. It will also take you to the restaurant. If the sun is setting though take the route to **Palacio de Cristal**.

What time: 19h-20/21h

Alternative: no just take him/her to the park.

Act Two: [La Castela](#) in Calle del Doctor Castelo, 22



This is a truly excellent restaurant. You have two options when you decide to have dinner here. You can eat at the front of the bar and join in with the crowd. Definitely my recommended option to get the adrenaline pumping after the quiet walk. Even with a minimal Spanish you will get by and be able to order the local delicacies. You can also book a table for two and will be seated at the back, which is much more quiet and intimate. The last time I went a boyfriend gave his girlfriend a necklace for their anniversary (I took the picture if you were wondering).

What time: 21-23h

Metro: Take a walk / Ibiza

Alternative: Platero & Co. A very stylish bar that is located right next to La Castela. The restaurant was designed the

Catalan interior designer Inma Rull. Very nicely done.

Act Three: [Azotea](#) on top of **Circulo de Bellas Artes** in Calle de Alcalá, 42



Yes it is crowded with tourists, Spanish and everyone looking for a view but it still is an incredible view. On a first date confirmation is just as important as impressing. Further, walking by foot will give you an excuse to pass by la **Plaza de Independencia** at night down to **Palacio Cibeles** and up **Calle de Alcalá**, which is one of the most beautiful walks in Madrid once it's gone dark. Once you arrive step ahead and pay for both entry tickets (3 euros each). It is a small token of chivalry, especially if you just split the bill 50/50. Once at the top you really have two main choices depending on your comfort level. On the right going down the stairs is an area where you can sit/lie and it is easier to get closer to one another. On the left are high seats with small tables. Daring wins the game in my eyes and I choose the right. It makes your intentions clear in a subtle way.

What time: 23h to 02h

Alternative: [Room Mate Óscar](#) in Plaza Vázquez de Mella 12



The terrace at the top of this hotel has just been renovated. Good thing too because the white plastic surface has been replaced with wooden planks. The special thing about this terrace is that it has a pool but if you fancy a dip you will need to reserve. The terrace has a nice feel due to the artificial grass spread across the ground. Also not a cheaper option as a gin tonic will cost 12 euros and a glass of wine 5 euros.

Metro: Gran Via / Banco de España

Read on...

- For more **first date ideas in Madrid**, check out **part 1** of this article, [Flowers are nice \(but the first date is better\)](#)
 - For more on **rooftop terraces in Madrid**, check out our series on [Madrid's Best Rooftop Bars](#)
-

San Ildefonso Market, Malasaña's new food palace


[Mercado del San Ildefonso](#), a three-story food emporium, has just opened on calle Fuencarral, 57, in Madrid's trendy area of **Malasaña**. Its open architecture and urban design are so cool that I think this market is already looking as good, if not better than Madrid's other amazing food markets—Mercado de San Antón and Mercado de San Miguel. Here's a look!

As you enter you find food stalls and a few stools. And then...





As you walk up to the second floor, you'll find a cozy outdoor seating area sandwiched between the market's neighbouring buildings.




On this floor you can delight in little food stalls serving up simple dishes, such as croquettes, meat skewers, seafood and

more. At the tables you can look up to see beams, lights and windows.

Va de Gamba

Le Croqueterie

myVeg 

GRANJA
DP1
TAITE







On the top floor there's a full bar which also gives you views to the floors down below. You've just gotta go!



Here's the facade, since it's not as pretty on the outside, we've saved this photo for last...



[Facebook](#)

[Web](#)

Address: c/ Fuencarral, 57

Metro: Gran Vía and Tribunal

If you are into food, markets and eating outdoors, here are some other posts you might like:

- [Lavapiés and its market, the real food emporium](#)
- [Mercado de Motors, Madrid's coolest monthly market](#)
- [Madrid's best rooftop bars](#)
- [Beer state of mind in Madrid \(best craft beer\)](#)
- [Top 4 swimming pools](#)

My top 4 city swimming pools in Madrid!

Some of these swimming pools only open in Summer—if you're looking to take a dip in Autumn, Winter or Spring, check out ["Madrid's top pools open year-round and much more"](#).

One of my very best memories as a child is **swimming** in **Madrid's summer pools**. Growing up in the city, we used to go to one of the pools close to my home near Retiro almost every day in summer. There, we would spend the day swimming, running and eating at the **cafetería**. A few years later, the story repeated itself but this time with my friends. We got together and talked and enjoyed the **summer heat and calmness** as if there was no tomorrow.

I'm writing this article today because summer is here, the pools are open and I want to relax and enjoy my day off. On **this list**, you'll read about **4 public swimming pools in the centre of Madrid** that you will most certainly find me in this summer. To be honest, I'm not really sure they are the **best of the city**, but I can guarantee you that all of them will make you forget that **Madrid** doesn't have the sea...

**at the end of this post you'll find a link to all of Madrid's municipal pools, prices and info. And if you're looking for natural swimming pools outside the city, check out our post on ["Madrid's Best Natural Swimming Pools"](#) which are located in nearby mountain towns.*



Summer pool by UCM

1. Complutense University of Madrid (La complu!)

Awesome student atmosphere and CHEAP bar food!!! It's a party.

Schedule: 11h to 20h (11am to 8pm)

What you need to know:

- **Address:** Avenida Obispo Trejo, s/n – 28040 Madrid ([Map](#))
- **Neighbourhood:** Ciudad Universitaria/Moncloa
- **Telephone:** 913 941 174

How to get there:

- **Metro:** Ciudad Universitaria
- **Bus:** 46

How much is it?

- **Complutense members:** 4,50€
- **University students** (Different than Complutense): 6,50€
- **Plus ones:** 8€

*Note: You or someone you are with must bring a student ID to get in. If you are a Complutense student you also get a discount.



Casa de Campo by ABC

2. Centro Deportivo Municipal Casa de Campo

One of Madrid's most popular public pools by far. There is a fun ambience here but you'll have to wait on a line. It gets crowded.

Schedule: 11h to 21h

What you need to know:

- **Address:** Paseo Puerta del Ángel, 7 28011 MADRID ([Map](#))
- **Neighborhood:** Casa de Campo/Moncloa-Aravaca
- **Telephone:** 914 630 050 / 914 649 889

How to get there:

- **Metro:** El Lago, Puerta del Ángel
- **Bus:** 31, 33, 36, 39, 65, 138

3. [Centro Deportivo Municipal Francos Rodríguez](#)

Great quality swimming pool and plenty of grass area to lay down on, situated in a residential neighbourhood yet close to the University, so you'll find a mix of both families and younger people.

Schedule: 11h – 21h

What you need to know:

- **Dirección:** Calle Numancia, 11 ([Map](#))
- **Neighborhood:** Ciudad Universitaria/ Moncloa-Aravaca
- **Teléfono:** 914 599 871

How to get there:

- **Metro:** Francos Rodríguez
 - **Bus:** 44, 64, 126, 127, 128, 132
-



Peñuelas by Rosalia Martinez

4. [Centro Deportivo Municipal Peñuelas](#)

Lay out on the sun, take a dip and grab a picnic table with your friends for lunch!

Schedule: 11h – 21h

What you need to know:

- **Dirección:** Calle Arganda, 25 ([Map](#))
- **Neighborhood:** Acacias/Arganzuela
- **Telephone:** 914 732 491

How to get there:

- **Metro:** Acacias, Embajadores, Pirámides
- **Bus:** 18, 36, 62
- **Renfe (Cercanías):** Pirámides

What do I need to bring?

- There are showers so bring flip flops
- Although some have lockers, most people just leave their stuff on their towels and don't bring anything valuable
- Bring snacks or a few euros to get a bite or drink at the cafeteria
- Lots of suntan lotion, you don't want to be that foreigner who gets burnt...

How much is it?

- **Single tickets:** Adults week-day 5€ (weekends 6€)
- **10 ticket pack:** 42,95€
- **Summer-long ticket** 126,15€

*Except Complutense. See *above*.

Full list of public summer swimming pools in Madrid: [Listado completo de piscinas municipales](#)

Check out [Madrid's Best Natural Swimming Pools!](#)